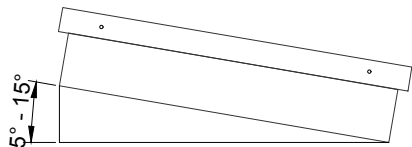
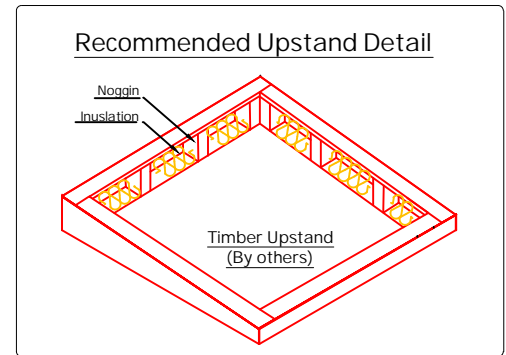

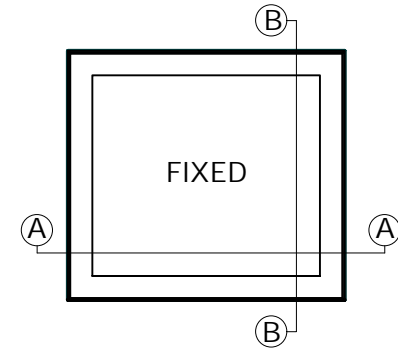
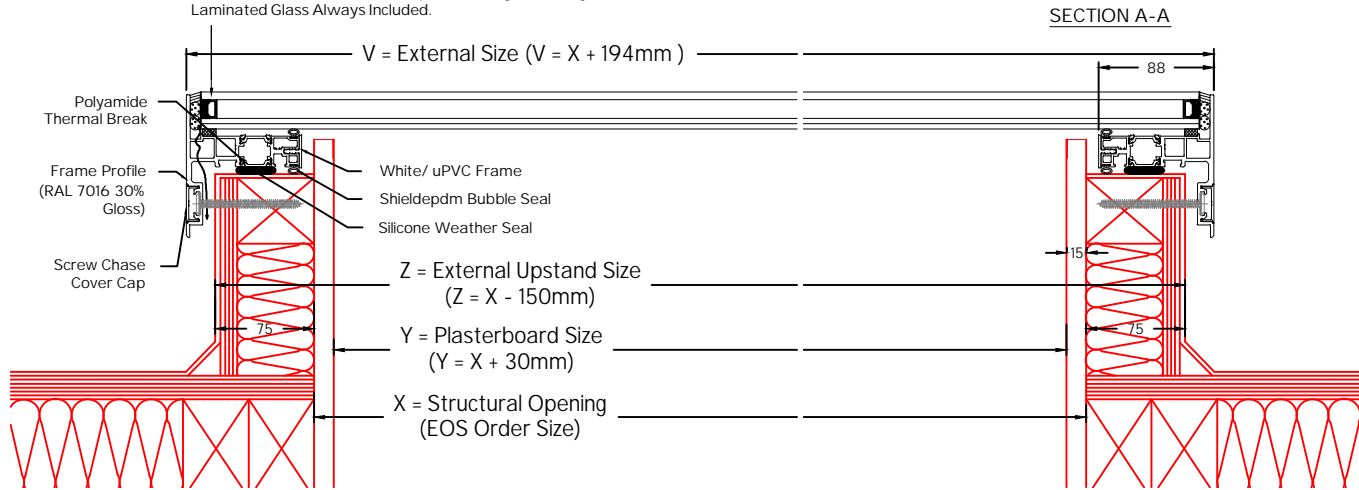


Glass Specification Dependant on Rooflight Size.
Please Contact EOS or See on Specific rooflight Drawing.
Laminated Glass Always Included.



Rooflight must be installed on a roof pitch between 5-15° (by others). Failure to do so will result in water pooling on the rooflight.



Title:

Lite Double Glazed Fixed Rooflight - Lid Only (For Builders Upstand)

System:

Lite

Size:

Bespoke

Type:

Fixed

Ref:



Scale:

1:4 @ A3

Date:

Jan 21

0

revision